

March 2010

Japan Economics

Scent of Morning: Eight Questions for Japan Investors in 2010

1. Will global recovery continue?
2. Will major central banks exit QE?
3. Where will the yen go?
4. What global themes benefit Japan?
5. Will Japanese growth rise, deflation end?
6. Will BoJ expand aggressively?
7. Will JGB yields rise?
8. Will the DPJ government be effective?

Our answers:

1. Yes, 2. Yes, except BoJ, 3. Y109/US\$, 4. Energy, food, Asia, 5. Modest progress 6. Yes, 7. Modestly. 8. Not clear

Morgan Stanley Japan Securities Co., Ltd.

Robert Alan Feldman, Ph.D

Head of Japan Economic Research

Robert.Tokyo.Feldman@morganstanley.com

+81-3-5424-5385

The Japan Market View

Money rates: Kan / Shirakawa comments imply more dissonance. We see major easing over time, with more government coaxing.

JGBs: We are positive on JGBs. Loose monetary policy gives govt room to act on fiscal reform.

Japan Equities: Dead money for now, as leading indicators retreat; eventual BoJ easing bullish.

Yen/US Dollar: Zigzag path to Y109/US\$ as foreign CBs exit QE while BoJ eases more.

The Challenge for Asia: Productivity must rise, or else living standards will fall.

$$Y = (Y/L) \times (L)$$

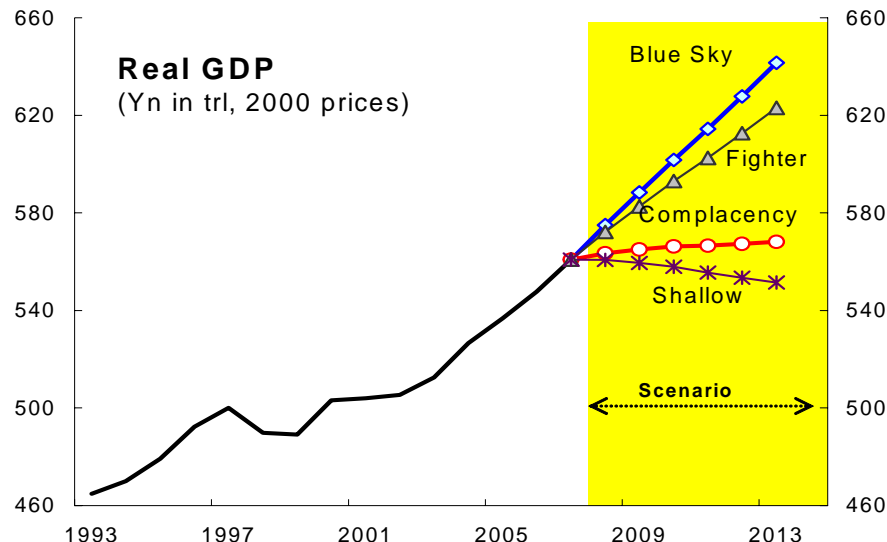
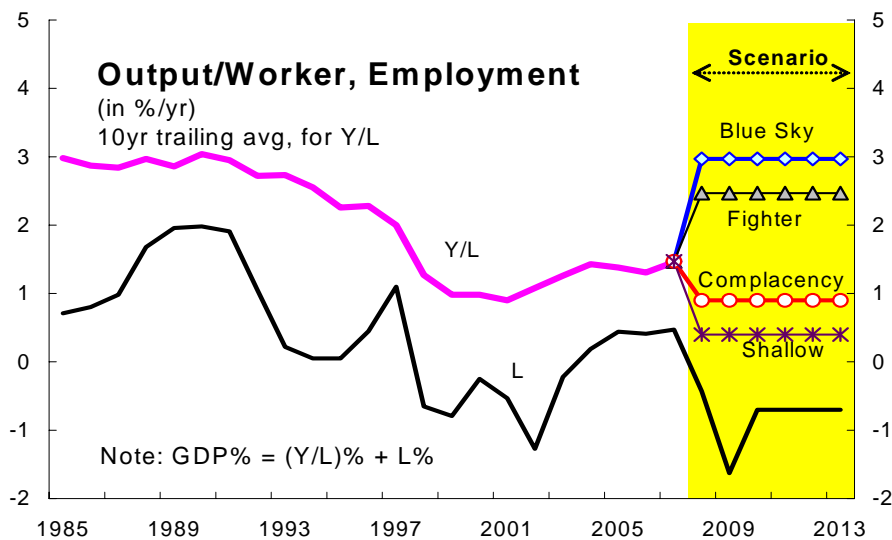
*Output = Productivity * Employment*

$$Y/P = (Y/L) \times (L/P)$$

*Standard of living = Productivity * Participation rate*

$$Y\% = L\% + Y/L\%$$

$$\left\{ \begin{array}{l} 2.3\% \\ 1.8\% \\ 0.3\% \\ -0.2\% \end{array} \right\} = -0.7\% + \left\{ \begin{array}{l} 3.0\% \\ 2.5\% \\ 1.0\% \\ 0.5\% \end{array} \right\}$$




Hence, policies of the new government must be evaluated on whether they raise or lower productivity growth. So far, the news is mixed.

Note: Scenario = Morgan Stanley Research scenario Source: Cabinet Office and Morgan Stanley Research

Sovereign Risk : Comparison of Fiscal Indicators

OECD Estimates
for 2009



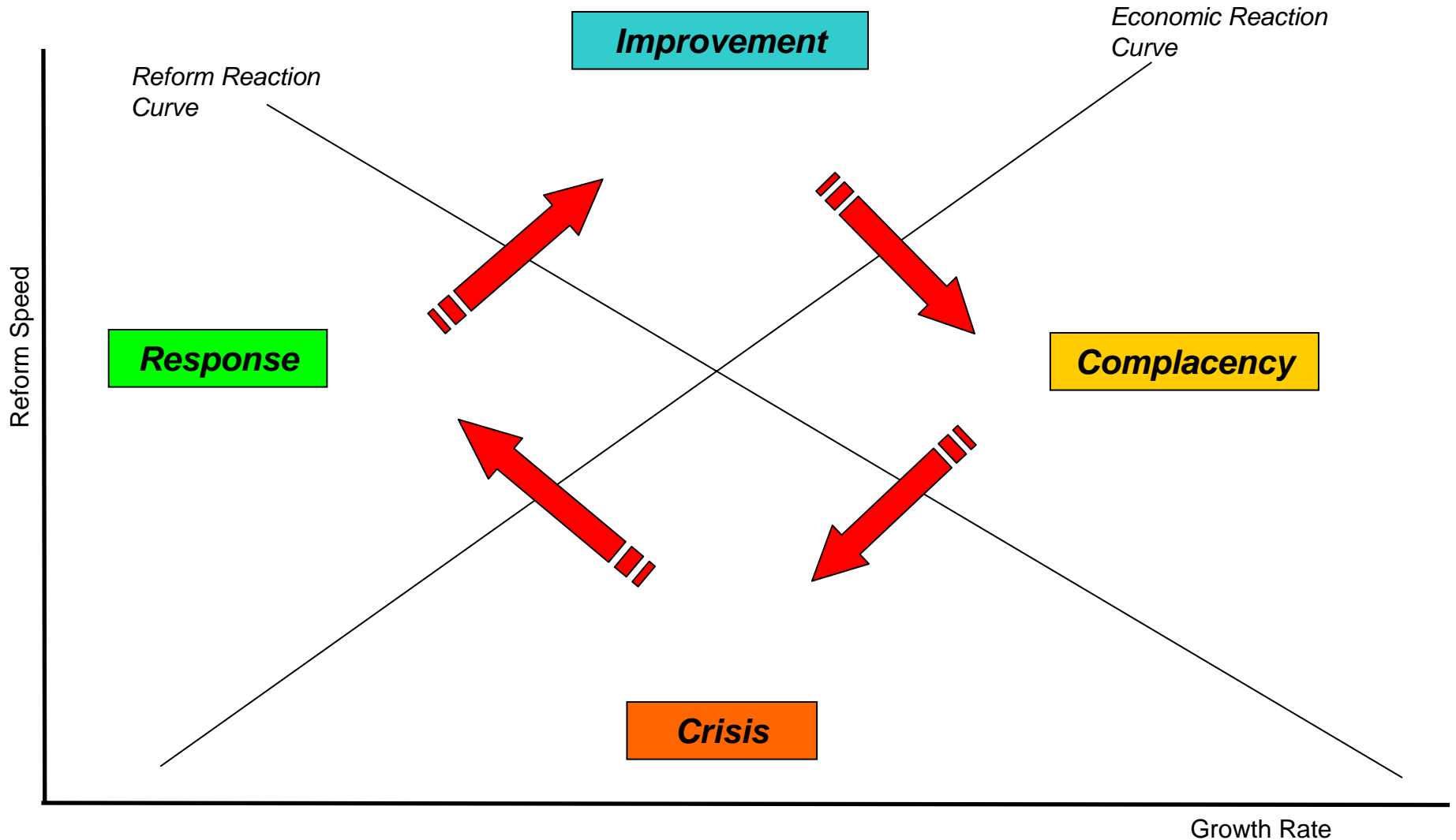
The figure compares Japan and Greece on five indicators relevant to fiscal policy:

1. Deficit / GDP (in %)
2. Government Debt / GDP (10% units – "20" means 200%)
3. Current account deficit / GDP (in %)
4. Real long term yield (10yr yield less % chg of GDP deflator)
5. Tax revenue / GDP (in %)

Except for the Debt/GDP ratio, the Greek line lies outside the Japanese line in all other indicators. This means that the Greek fiscal situation is worse than the Japanese.

Note: Thick, dashed, black pentagon denotes 0. Japan's current account surplus shows up as a negative current account deficit.
Source: OECD data, Morgan Stanley Research

Political Economy of Reform: CRIC Cycles Are Endemic



Source: Morgan Stanley Research

New Growth Strategy: Asia Needs to Balance Demand and Supply Sides

“Ending deflation requires a positive interaction of demand creation and enhanced supply capability.”
[DPJ’s “New Growth Strategy, Dec. 30, 2009, p.3]

*The DPJ slogan “from
concrete to people” means
“less K and more L”*

$$\frac{f(K, L)}{\text{Growth Economics}} = \frac{Y}{\text{Keynesian Economics}} = C + I + G + (X - M)$$

The left hand side is the production of the economy, generated by technological application of capital (K) and labor (L) to producing the items that consumers, investors, and others want.

The middle item, Y, is income generated by the economy.

The right hand side shows the standard demand components, consumption, investment, government spending, etc.

A crucial assumption of Keynesian economics is that output is demand determined – i.e. that whenever C or I or G etc rises, the production side of the economy will automatically respond.

In contrast, growth economics focuses on factors of production (K and L), and the technology of how they interact (the production function $f[\bullet]$). Whether demand exists to absorb the supply is ignored.

Note: “Japan Economics: Japan Policy Scorecard: Policy Evolves to Enhance Productivity”, Robert Alan Feldman, February 5, 2010

Source: Morgan Stanley Research

Disclosure Section

The information and opinions in Morgan Stanley Research were prepared by Morgan Stanley Japan Securities Co., Ltd. and its affiliates (collectively, "Morgan Stanley").

For important disclosures, stock price charts and equity rating histories regarding companies that are the subject of this report, please see the Morgan Stanley Research Disclosure Website at www.morganstanley.com/researchdisclosures, or contact your investment representative or Morgan Stanley Research at 1585 Broadway, (Attention: Research Management), New York, NY, 10036 USA.

Global Research Conflict Management Policy

Morgan Stanley Research observes our conflict management policy, available at www.morganstanley.com/institutional/research/conflictolicies.

Important Disclosure for Morgan Stanley Smith Barney LLC Customers

The subject matter in this Morgan Stanley report may also be covered in a similar report from Citigroup Global Markets Inc. Ask your Financial Advisor or use Research Center to view any reports in addition to this report.

Important Disclosures

Morgan Stanley Research does not provide individually tailored investment advice. Morgan Stanley Research has been prepared without regard to the circumstances and objectives of those who receive it. Morgan Stanley recommends that investors independently evaluate particular investments and strategies, and encourages investors to seek the advice of a financial adviser. The appropriateness of an investment or strategy will depend on an investor's circumstances and objectives. Morgan Stanley Research is not an offer to buy or sell any security/instrument or to participate in any trading strategy. The value of and income from your investments may vary because of changes in interest rates, foreign exchange rates, default rates, prepayment rates, securities/instruments prices market indexes, operational or financial conditions of companies or other factors. Past performance is not necessarily a guide to future performance. Estimates of future performance are based on assumptions that may not be realized.

With the exception of information regarding Morgan Stanley, Morgan Stanley Research is based on public information. Morgan Stanley makes every effort to use reliable, comprehensive information, but we do not represent that it is accurate or complete. We have no obligation to tell you when opinions or information in Morgan Stanley Research change apart from when we intend to discontinue equity research coverage of a company. Facts and views in Morgan Stanley Research have not been reviewed by, and may not reflect information known to, professionals in other Morgan Stanley business areas, including investment banking personnel.

Morgan Stanley may make investment decisions or take proprietary positions that are inconsistent with the recommendations or views in this report.

To our readers in Taiwan: Morgan Stanley Research is distributed by Morgan Stanley Taiwan Limited; it may not be distributed to or quoted or used by the public media without the express written consent of Morgan Stanley. To our readers in Hong Kong: Information is distributed in Hong Kong by and on behalf of, and is attributable to, Morgan Stanley Asia Limited as part of its regulated activities in Hong Kong; if you have any queries concerning it, contact our Hong Kong sales representatives.

Morgan Stanley Research is disseminated in Japan by Morgan Stanley Japan Securities Co., Ltd.; in Canada by Morgan Stanley Canada Limited, which has approved of and takes responsibility for its contents in Canada; in Germany by Morgan Stanley Bank AG, Frankfurt am Main, regulated by Bundesanstalt fuer Finanzdienstleistungsaufsicht (BaFin); in Spain by Morgan Stanley, S.V., S.A., a Morgan Stanley group company, supervised by the Spanish Securities Markets Commission (CNMV), which states that it is written and distributed in accordance with rules of conduct for financial research under Spanish regulations; in the US by Morgan Stanley & Co. Incorporated, which accepts responsibility for its contents. Morgan Stanley & Co. International plc, authorized and regulated by the Financial Services Authority, disseminates in the UK research it has prepared, and approves solely for purposes of section 21 of the Financial Services and Markets Act 2000, research prepared by any affiliates. Morgan Stanley Private Wealth Management Limited, authorized and regulated by the Financial Services Authority, also disseminates Morgan Stanley Research in the UK. Private UK investors should obtain the advice of their Morgan Stanley & Co. International plc or Morgan Stanley Private Wealth Management representative about the investments concerned. RMB Morgan Stanley (Proprietary) Limited is a member of the JSE Limited and regulated by the Financial Services Board in South Africa. RMB Morgan Stanley (Proprietary) Limited is a joint venture owned equally by Morgan Stanley International Holdings Inc. and RMB Investment Advisory (Proprietary) Limited, which is wholly owned by FirstRand Limited.

Trademarks and service marks in Morgan Stanley Research are their owners' property. Third-party data providers make no warranties or representations of the accuracy, completeness, or timeliness of their data and shall not have liability for any damages relating to such data. The Global Industry Classification Standard (GICS) was developed by and is the exclusive property of MSCI and S&P. Morgan Stanley bases projections, opinions, forecasts and trading strategies regarding the MSCI Country Index Series solely on public information. MSCI has not reviewed, approved or endorsed these projections, opinions, forecasts and trading strategies. Morgan Stanley has no influence on or control over MSCI's index compilation decisions. Morgan Stanley Research or portions of it may not be reprinted, sold or redistributed without the written consent of Morgan Stanley. Morgan Stanley research is disseminated and available primarily electronically, and, in some cases, in printed form. Additional information on recommended securities/instruments is available on request.

The information in Morgan Stanley Research is being communicated by Morgan Stanley & Co. International plc (DIFC Branch), regulated by the Dubai Financial Services Authority (the DFSA), and is directed at Professional Clients only, as defined by the DFSA. The financial products or financial services to which this research relates will only be made available to a customer who we are satisfied meets the regulatory criteria to be a Professional Client.

The information in Morgan Stanley Research is being communicated by Morgan Stanley & Co. International plc (QFC Branch), regulated by the Qatar Financial Centre Regulatory Authority (the QFCRA), and is directed at business customers and market counterparties only and is not intended for Retail Customers as defined by the QFCRA.

As required by the Capital Markets Board of Turkey, investment information, comments and recommendations stated here, are not within the scope of investment advisory activity. Investment advisory service is provided in accordance with a contract of engagement on investment advisory concluded between brokerage houses, portfolio management companies, non-deposit banks and clients. Comments and recommendations stated here rely on the individual opinions of the ones providing these comments and recommendations. These opinions may not fit to your financial status, risk and return preferences. For this reason, to make an investment decision by relying solely to this information stated here may not bring about outcomes that fit your expectations.

The Americas

1585 Broadway
New York, NY 10036-8293

United States

Tel: +1 (1)212 761 4000

Europe

20 Bank Street, Canary Wharf
London E14 4AD

United Kingdom

Tel: +44 (0)20 7425 8000

Japan

4-20-3 Ebisu, Shibuya-ku
Tokyo 150-6008

Japan

Tel: +81 (0)3 5424 5000

Asia/Pacific

1 Austin Road West
Kowloon

Hong Kong

Tel: +852 2848 5200